

# BEYOND THE TEXTBOOK

**YOU DON'T KNOW THE POWER  
OF BEYOND THE TEXTBOOK  
ACTIVITIES!!**



Neal Rasmine & Koh Saito

Iwakiri Junior High School

# Beyond the Textbook

## What does Beyond the Textbook mean?

Of course it means different things to different people! If anything outside the textbook is fair game then the possibilities are endless and the options limitless!!

For want of a better definition I call BTT (Beyond the Textbook), new or creative ways to teach English that lie outside the schools' curriculum. So that means all non-curriculum activities as well as supplementary ones can be incorporated into BTT activities.

I think BTT are the building blocks of a successful English student.

So can we go Beyond the Textbook in the classroom or do we have to literally run away from the textbook and the class? No BTT could be done in the class as well as out. In fact it's done every day in the form of warm ups!



## What should BTT achieve?

That depends on what skill you want developed:

**Listening**

**Reading**

**Writing**

**Speaking**

## **How do students learn and can BTT activities achieve our objectivities?**

There are two schools of thought as to how students learn. The first is the **Behaviorist Association Approach** which says that people learn through associations and that a given stimulus will produce a response (an extremely condensed explanation!).

The recent and favored belief of how people learn is the **Cognitive Approach**. This approach tries to explain how people learn in school or college settings where knowledge is complex and the process is as important as the recall of facts. Its focus is on memory, reasoning, critical thinking and problem solving.

Learning is described as a process of accommodating new information into existing frameworks that the learner has established for fitting pieces of information together.

If we adopt the cognitive approach then BTT Activities should build on the textbook English that students already know. It should make them think about how to effectively use the English framework they already know and to expand this framework. It should also help them to solve English related problems in real life situations.

### **AIDA - Awareness, Interest, Desire, and Action**

So what should our strategy be in selling English to our students? Or put technically how can we expand their limited English framework?

Let us borrow a Marketing/ Public Relations strategy called **AIDA**, which stands for **Awareness, Interest, Desire and Action**.

### **Awareness –**

So hopefully your students are all aware that both the JTE and the ALT exist! Then we make them aware of English as being cool, fun and easy (well hopefully not that difficult!).

### **Interest –**

Awareness should create an **interest** in them to want to speak, listen, write or read. Interest is imperative because it is the soil on which Knowledge grows. Without interest there is a vacant English mind.

### **Desire –**

Interest will in turn lead to a **desire** in them to want to study and learn more or expand their existing framework.

### **Action –**

Desire then turns into a mindset or a will of their own to take action by actually studying and developing the four skills. Especially if they want to speak, read or write English like the JTE or the ALT!

### **Satisfaction –**

Just for good measure I have added a fifth ingredient into the mix! If we can get them speaking, writing, listening or reading and they gain **satisfaction** from it (by our constant praise and encouragement) then we would have created in them a life long pursuit of English knowledge.

So how do we begin to do all these things? By first relating English to things that the students are familiar with.

## **Here are just some BTT Activities :**

But first you must ask yourself! Will these activities fit into the English framework that my students already have? Which skill do my students need to develop or build up? Will it increase their interest and desire for more English?

- 1-Warming Up or Cooling Down?
- 2-Drama
- 3-Debates
- 4-Club Activities
- 5-International Corner / Notice Boards
- 6-Posters
- 7-E-mails or letter writing (pen-friends or school exchanges)
- 8-Informal Activities
- 9-Subtext Teaching
- 10-Guest Teachers
- 11-Supplementary Reading
- 12-Teaching without Textbooks · Online English
- 13-Multi-Media Teaching
- 14-Take Home Assignments · Dear Diary
- 15-Lunch Time DJ!

### **1. Warming Up and Cooling Down Activities:**

These will not be covered in this workshop! It's important to know each class and know when or if they need a warm up! Some just need to cool down, if your not sure check with your JTE!

### **2. Drama (Skits):**

The 2 minute skit ·A one or two week project·

Put students into groups of 3 or they can choose to form their own threesome with friends. They are shown a 2 minute skit as a model and then they are all given one theme on which to write their skit! If it's too difficult to be done in English let them do it in



Japanese and translate it into English!

Let them know that each group has to act out the skit in front of the class and that all the skits must be different so they don't copy scripts! They are given one week to submit their skits which will be corrected and returned to them! Then they must perform it in their groups! This skit presentations can be done as warm ups (two every day) or done for the entire class period. The students vote for No 1 and the teachers also award prizes for 1<sup>st</sup>, 2<sup>nd</sup> & 3<sup>rd</sup>.

### 3. Debates:

If your school is low level then start off with simple debate topics, yet ones that will get them talking. (You have to know where the students are, that is what English foundation exists and then build from there)

Simple topics could be:

“Cats are better pets than dogs”.

“Girls are better than boys”.

“Orange Range is more popular than Exile!”.



A good place to introduce debates to the second grade students is Program 10 of Sunshine!

To get all students involved put into 6 lunch groups (or groups of about 4 or 6). Write the topics on the board and explain what it mean or get the students to explain it! Then give three groups three different topics telling them they are FOR! The next three groups will be AGAINST! Give them some time to come up with simple points (the JTE and ALT can help the groups). Then the group decides who will present their points for about 1 minute and who will rebut for about 1/2 a minute!

All the groups can present if you have time or they can be used as warm ups in subsequent classes (but give them the dates they have to debate!)

#### **4. Club Activities:**

This is one of the best places to seek for greater awareness and generate more interest in English. Joining a club or starting your own is a great idea! Better yet turn one of the clubs into an English friendly club!! How about a basket weaving club?



#### **5. Culture Corner, International Wall or Notice Board:**

Whatever you call it! This is also a great way to spread some English around. The kids love photos, so cover all the school events and post the pictures with English captions!!

Make a staff board with the names and subjects of all the teachers! Don't forget anyone and make sure there is no staff member opposed to having his/her picture on the board.

Crosswords, Quizzes, Holidays, Seasons, Valentines Day, Easter, International/Culture Day are great for the board.

Of course as much International stuff as possible is also good! You can also borrow/swap posters with other ALTs, so that you can really internationalize all year long!

Someone suggested lasers or disco balls! This would really draw attention to your board, too. Add some sound effects too!!

#### **6. Posters:**

What better to put on the Notice Board than posters! Poster of Sports Day Activities, School Festival, School Trips or Guest Teachers are cool!!

A inter-grade English poster competition (with a given theme) is a great way for them to explore English and art!!! Another approach is a Sports Club English Poster Competition!

#### **7. Guest Teachers:**

This a cool BBT activity that can build on what the kids know about the world outside Japan. I brought in three guest teachers to Iwakiri Junior High School, (non-ALTs are best!!) one for each grade at the beginning of the school year. They all spent two days

at school and so developed a relationship with the kids!

In the Sunshine Book 1 the characters meet foreigners, what better way than to have a real live American visit! So my American friend spent two days with the first grade students.

In Sunshine Book 2, Daisuke visits Yosemite National Park in California. What better way to build on what they know than have someone from California who visited the park, talk to them and show them pictures of it!

In case of the third grade, I thought they needed encouragement to study English so my French friend spend two days telling them than he had to study English as a second language too, but now he can speak both English and Japanese!

Making posters of their visit is also a great way to reinforce what they learnt in the class. Another great reason for guest teachers is that the students can build a long term English relationship via e-mail!




### **8. E-mails:**

This is a cool and fun way to learn English. It would be great to do it in the computer room but if not it can be done in class.

Let the kids write their e-mails on slips of paper. It is best if they write someone they know or have met before (guest teachers or former ALTs). After the e-mails are written they are checked and returned. Then another class can be planned in the computer room to e-mail. Of course most of them may not have e-mail accounts so they must all be told to think about an e-mail address and password so that an English e-mail account can be started for them

Be sure not to let the technology of the computer impede the kids writing. While e-mails may fosters instant and spontaneous communication it can encourage an abbreviated form of expression. Don't teach abbreviations!!



### 9. Informal Activities:

This is just as good for reaching students as Club Activities! It provides an opportunity for the kids to really relax (away from school) and open up to you. Going to the movies, lunch, shopping or school trips. Also you might want to try Game Centers or Karaoke after they graduate!!!

English movies (Spiderman, Pirates of the Caribbean, King Kong or the Japanese made Howl's Moving Castle, are ok). If all English is too difficult, then English with Japanese subtitles can be done.

School Trips are also a great way to speak informally with the kids. Also a photo poster of the school trip giving all the places and thing done in English is cool! Also make use of Dear Diary!

### 10. Subtext Writing:

Subtext is content underneath the spoken dialogue. The unspoken thoughts and motives of the characters. What they really think and believe. Also what is left out of the dialogue is subtext. Writing about what lies just beneath the surface of the dialogue is what makes it exciting and keeps the kids in their seats!!

In Sunshine Book 1, Yuki seems to be "torn between two lovers" sorry I mean boy friends, Andy and Kenny. She likes Andy, but Kenny seems more interested in her than Andy. So what does Kenny do? He invites Yuki to the movies but makes sure that Andy and Lisa come too!!

So **Yuki Goes to the Movies** could be topic of a dialogue about Kenny trying to go on a date with Yuki!!

In Sunshine Book 2 Karen and Takeshi go to the ball park on a date now they invite Kenny and Yuki to go Karaoke! **Karaoke Anyone?** Could be the topic for a dialogue which the kids have to write.

(These dialogues can be translated into Japanese and presented to the class by the JTE and ALT. The students are then asked to come up with –orally- or write the English version.)



### **11. Multi-Media Teaching - means multimedia literacy:**

Kids need to understand the language of sound and images as much as the English language itself. We live in an electronic world and students need first hand experience with such media to function in the modern English world.


Using the computer in the classroom, using the projector, making a power point lesson, showing a mini movie. This can add another dimension to the lesson that is beyond the textbook and will surely draw their interest into the lesson.

### **12. Supplementary Reading:**

There is nothing like reading a great story! And JHS students are not beyond a good story! They must know that there is a world of English outside the Sunshine Textbook! Whether in the library or if you want to start your own it's a great way for them to read something that is more than the Sunshine textbook!  
You must of course get the book you want them to read!

### **13. Online English:**

If you're like me and have not been able to get to the computer room to do an English class (don't give up!!).  
There are great on line stuff that can be adapted for use in the class, but this sort of defeats the purpose of the computer class! So JTEs help us out, let's have one class a month in the computer room!



Here is list of great online teaching sites.

<http://www.readwritethink.org/materials/wordbuild/>

<http://www.readwritethink.org/materials/wordfamily/>

<http://www.readwritethink.org/materials/wordwizard/>

[http://www.readwritethink.org/materials/in\\_the\\_bag/index.html](http://www.readwritethink.org/materials/in_the_bag/index.html)

<http://www.manythings.org/c/r.cgi/quiz>

<http://www.manythings.org/lulu/d3.html>

<http://www.manythings.org/mq/m6-prov01.html>

<http://www.manythings.org/vq/mc-n1.html>

<http://www.manythings.org/vq/mc-adj.html>

<http://www.manythings.org/vq/mc-adj.html>

<http://www.manythings.org/vq/mc-adj.html>

<http://www.englishpage.com/verbpage/simplepresent.html>

#### **14. Take Home Assignments: - Dear Diary -**

This is a great way for the kids to relax and have fun with English! It is a diary of what they did and what's important to them when they are not at school.

If they going on winter vacation then let them write about one day of their vacation on a sheet that looks like the page out of a diary. Also allow them to draw what they are writing about.


This diary can also be used after the Informal Activities (No 9). They can write about their favorite scene in a movie and draw the picture! Or write about the funniest/most interesting part of the school trip!

These sheets can be compiled for the year, to make their own English Diary.



### 15. Lunch Time DJ!!

If you want to spice up the menu, try being the lunch time DJ! This is a great way to drop some English and Japanese music on the kids! You can even have your own DJ persona and name! Make it a weekly event (on a particular day) so the kids will look forward to it!



(Courtesy Twentieth Century Fox)

# Bibliography and Resources

<http://www.mext.go.jp/english/index.htm>

<http://www.ed.gov/about/pubs/intro/index.html?src=gu>

<http://www.nier.go.jp/homepage/kyoutsuu/English/index.html>

<http://comp.uark.edu/~jdharris/cogmem.html>

Other helpful English sites:

<http://teams.lacoe.edu/documentation/classrooms/patti/patti.html>

<http://teams.lacoe.edu/documentation/classrooms/patti/k-1/teacher/assessment/inven.html>

<http://iteslj.org/games/>

<http://iteslj.org/Lessons/>

<http://a4esl.org/>

<http://iteslj.org/v/j/>

<http://iteslj.org/v/ei/nouns1.html>

<http://www.readinga-z.com/>

<http://genkienglish.net/start.htm> (English and Japanese)

<http://englishrescue.com/content/ideas.php> (downloadable stuff)

<http://www.alc.co.jp/kid/> (Japanese)

<http://www.eslgames.com/>

<http://www.eltnews.com/home.shtml>

<http://www.edochan.com/teaching/monkeys.htm>

<http://www.niehs.nih.gov/kids/home.htm>

<http://www.coloringbookfun.com/>

<http://www.englishclub.com/vocabulary/index.htm>

**Find an appropriate movie for you class at Internet Movie Database:**

<http://us.imdb.com/>

**Or teach the movie "Men in Black" to your students:**

<http://iteslj.org/Lessons/Bradley-MIB/teacher.html>

**Make CDs for you kids:**

<http://www.englishrescue.com/content/Audio/>

**Check newspapers from around the world:**

<http://www.webwombat.com.au/intercom/newsprs/index.htm>

[http://www.tcom.ohiou.edu/OU\\_Language/news/paper.html.](http://www.tcom.ohiou.edu/OU_Language/news/paper.html)

**Make an English class web site:**

<http://iteslj.org/Lessons/Muehleisen-Projects.html>

<http://iteslj.org/Articles/Kelly-Guidelines.html>

**Make a puzzle, word search, maze or criss-cross:**

<http://puzzlemaker.school.discovery.com/>

**Download reading material for the kids:**

<http://www.extensivereading.net/>





**Start an English Club:**

<http://www.englishclub.com/english-club.htm>



**Teach computer vocabulary:**

<http://www.englishclub.com/vocabulary/computing.htm>








© 2001 Viacom International Inc. Created by Anne Kliney, Gabor Csepai, and Paul Germain. Dist. by Creators Syndicate. [www.creators.com](http://www.creators.com)



<日本語にしてみよう>



© 2001 Viacom International Inc. Created by Anne Kliney, Gabor Csepai, and Paul Germain. Dist. by Creators Syndicate. [www.creators.com](http://www.creators.com)




**WORD BUILD & BANK**

Let's Make Words!

Let's combine letters to make the words on my list. Enter your name and click "Begin" when ready.

**begin** ➤



**WORD BUILD & BANK**


Choose an ending.

an ed ig at

et in op ot un

**WORD BANK**

**<EXIT>**




# WORD BUILD & BANK

Choose a beginning.

a	b	c	d	e	f	g	h
i	j	k	l	m	n	o	p
q	r	s	t	u	v	w	x
y	z	bl	ch	cl	dr	sh	sl



at



WORD BANK

<EXIT>

copyright 2002 IFANCTE for use on ReadWriteThink Created by Iron Monkey Interactive read·write·think

# Word Family Sort

## Short vowel word families

Click on a vowel to begin a word sort with words in that vowel family.

a

e

i

o

u

© 2005 IRA/NCTE for use on ReadWriteThink.

read·wri  
think

# Word Family Sort

## Short u

Drag the word in blue to the correct word family column.

buck

Word 1 of 2

cut	bug	run	duck



PRINT MY WORD FAMILY CHART

CHOOSE A DIFFERENT VOWEL




© 2005 IRA/NCTE for use on ReadWriteThink.

read·wri

What's in the Bag?

Start

**Instructions:** You'll see three words that describe the thing that is in the bag.



Click on the CONTINUE button, and three choices will appear.

Click on the answer that matches what's in the bag then click CONTINUE to move to the next set of words.

To quit, close the browser window.

read·write·think  
SCHOOL SUCCESS

What's in the Bag?

Back


Continue

The words that describe what's in the bag are

whiskers

soft

purring



read·write·think  
SCHOOL SUCCESS

What's in the Bag?

# What's in the Bag?

whiskers  
soft  
purring



bat



bird



cat

read·write·t  
THINKING - ACTING

## Super Quiz Machine for ESL Students

\_\_\_ these do you like?

- a Which
- b Whichever
- c Which of
- d Of which
- e

This quiz has 20 questions.

Re-start the quiz with the same questions re-shuffled.

To get new questions, click the button.

**Reload** is called **Refresh** in Explorer.

You will get a new set of questions each time you load this quiz.  
The questions are randomly-chosen from a large database by a CGI script.

Menu for [www.ManyThings.org](http://www.ManyThings.org)

This English test is part of [www.ManyThings.org](http://www.ManyThings.org)

Copyright (C) 1998-1999 by [www.ManyThings.org](http://www.ManyThings.org)  
Updated on October 15, 2002

Bouquets and Cadbury Chocolate ideal for

Mothers Day

Customized and chauffeur-driven Golf

Packages in Europe



## Verb Tenses Tutorial

### *Simple Present / Present Continuous*

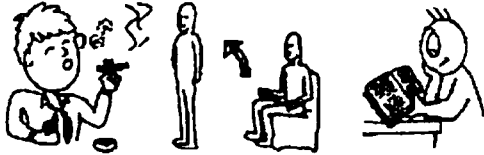
1. Every Monday, Sally (drive) \_\_\_\_\_ her kids to football practice.
  
2. Usually, I (work) \_\_\_\_\_ as a secretary at ABT, but this summer I (study) \_\_\_\_\_ French at a language school in Paris. That is why I am in Paris.
  
3. Shhhhh! Be quiet! John (sleep) \_\_\_\_\_.
  
4. Don't forget to take your umbrella. It (rain) \_\_\_\_\_.
  
5. I hate living in Seattle because it (rain, always) \_\_\_\_\_.
  
6. I'm sorry I can't hear what you (say) \_\_\_\_\_ because everybody (talk) \_\_\_\_\_ so loudly.
  
7. Justin (write, currently) \_\_\_\_\_ a book about his adventures in Tibet. I hope he can find a good publisher when he is finished.
  
8. A: Do you want to come over for dinner tonight?  
 B: Oh, I'm sorry, I can't. I (go) \_\_\_\_\_ to a movie tonight with some friends.
  
9. The business cards (be, normally ) \_\_\_\_\_ printed by a company in New York. Their prices (be) \_\_\_\_\_ inexpensive, yet the quality of their work is quite good.

# Verbs

## A Vocabulary Quiz with Images

DIRECTIONS: Find the correct picture and circle them.

1. read



2. look



3. paint



4. sing



5. ski



6. wait



7. smile



8. write



9. smoke



10. stand



# Adjectives

A Vocabulary Quiz with Images

DIRECTIONS: Find the correct picture and circle them.

1. warm



2. strong



3. slow



4. sleepy



5. scary




6. rich



7. poor



8. painful



9. old



10. noisy



11. hungry



12. heavy



13. handsome




14. full



15. sick



16. fat



Interesting Things

# Nouns

## A Vocabulary Quiz with Images

DIRECTIONS: Find the correct picture and circle them.

1. television



2. book



3. bicycle



4. car



5. coffee



6. dog



7. football



8. house




9. movie



10. salad



One day . . .



---

---

---

---

---

---

*Class*

*No*

*Name*