

Travel to...

Warren Decker

wdecker2000@yahoo.com

Objective: To teach the use of past tense verbs as modifiers.

Sentence: "This is the book I bought yesterday"

Text: Sunshine 3: p. 60

Time: About 30 minutes

Materials: Sheets I and J, (double sided copy) enough copies for each student.

Summary: Students will draw pictures about an imaginary trip, and describe those pictures by writing sentences using the target grammar.

Procedure: The first side of this sheet, (Travel to America), is just an example of how this grammar can be used, and it is also an attempt to get the students thinking about traveling and taking pictures, which is the theme of the main activity. The other side of the worksheet has space on the left where students can draw imaginary photographs, (taken on their imaginary trip), and space on the right where the students can describe these 'photographs' in English. This activity is intended to give students the opportunity to use this grammar in a creative manner. You can have them work individually, but I thought it created a more productive atmosphere when they made lunch groups and helped each other.


Students pick a destination to travel to. When you explain this point, be sure to provide some outlandish examples (the moon, hell, the South Pole) so that students will understand that they are supposed to be creative. After students have picked a destination, they can work through the four stages, drawing pictures and writing descriptions. Each successive stage requires more creativity from the students. In the writing section, they write two sentences with essentially the same meaning, to get used to this new pattern. For example: "I met these people in the ocean. / These are the people I met in the ocean." It may be somewhat repetitive, but it should help students work from a simple sentence form to a more complex one. If some students finish early, have them draw their pictures and write their sentences on the board. Practice reading these sentences with your students.

Notes: This class is enjoyable, because the students can be creative, and teachers can help and encourage students individually. However, it should be noted that it takes about thirty minutes of class time, to write only four sentences in English. It is more like an art class than an English class, and probably would not be good if students are pressed for time before a test. On the other hand, if there is time, it is occasionally important to create this sort of opportunity for students to use English in an enjoyable manner.

Travel to America!



This



is...


I took this picture in America.

I took this picture in America.

This is the picture I took in America.

This is the picture I took in America.

These



are

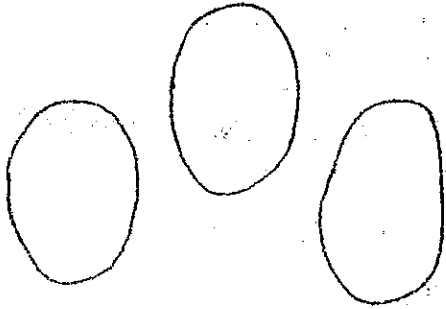
I took these pictures in America.

I took these pictures in America.

These are the pictures I took in America.


These are the pictures I took in America.

Travel to _____ !



A. I met these people in _____.

B. _____ are the _____ met in _____.



A. I ate _____ in a restaurant.

B. This is _____ ate

in a _____.

A. I bought this _____.

B. This is the _____ I bought

A. I saw these _____.

B. _____