

Read and Find

Study Point: Vocabulary review


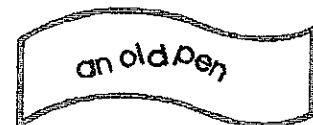

Time: 20 minutes

Skills: Reading

Materials: Item cards

Steps

- ☺ On cards or slips of paper, write objects easily found in the classroom (one object on each piece of paper).



- ☺ Divide the class into groups.
- ☺ Give each group two slips of paper.
- ☺ When you say GO the groups find their two objects or a picture of that object.
- ☺ If they find one, they can get another card.
- ☺ When the time is up, count how many objects each team found.
- ☺ Ask the teams to tell the rest of the class what they found.

Variation

Instead of giving the groups individual slips of paper, hold up one card at the front of the room. All the groups try to find the same item. The fastest one is the winner.